

Care of Bangerter Foils

1. What is a Bangerter foil?

A Bangerter foil is a flexible plastic sheet that we can cut to the shape of the lens of your glasses to alleviate your double vision.


2. How does Bangerter foil fit onto my glasses?

The foil will be cut to fit on to one lens of your glasses.

The glossy side of the Bangerter foil is attached to inside of the lens using water and will remain firmly in place once dry. No glue or adhesive is needed or should ever be used if the foil comes loose.



The foil can be easily removed if it causes any visual discomfort.





3. Will Bangerter foils affect how well I can see?

Bangerter foil helps you to achieve single vision by blocking the vision in the eye looking through the foil and eliminating the double vision.

Your field of vision will be blocked at the side where the foil is placed. Do take extra care when moving around and try to move your head to look into different directions, rather than moving your eyes.

4. How to clean the Bangerter foil?

The foil will be fitted at your Orthoptic appointment. You may notice that it has a matte side and a glossy side (that attaches to the lens).



Clean the foil using a gentle stream of tap water with a small amount of mild liquid hand soap.

Removing and replacing the foil

If the foil falls off or needs to be removed for cleaning, it can be replaced easily on to the same lens of your glasses.

1. Whilst holding the glasses under a gently running tap, press the glossy side of the foil onto the lens of your glasses.
2. Press down gently, and squeeze out excess water and air bubbles.

5. How do I get a new Bangerter foil?

Most optical shops do not sell Bangerter foils. If you need to buy a new foil before your next eye appointment, please call your respective hospital's Appointments Line to make an "Orthoptic Appointment" for "Bangerter foil fitting".